

Evaluation of the Research and Professional Activities of the Institutes of the Czech Academy of Sciences for 2010–2014
RESULTS OF THE PHASE I. AND BIBLIOMETRIC PARAMETERS

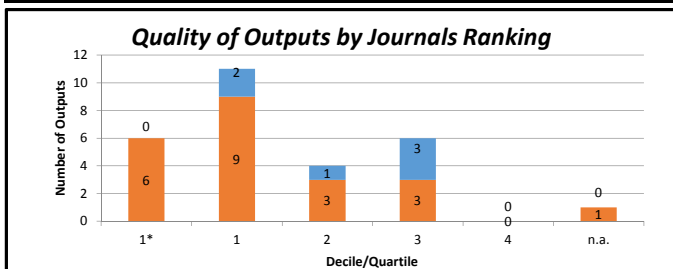
Institute: Institute of Molecular Genetics of the CAS, v. v. i.
Team: Laboratory of Transgenic Models of Diseases
Head: Doc. Radislav Sedláček, PhD.
Total number of outputs : 33 **Evaluated outputs :** 25 (0) **Outputs for bibliometry :** 28 **Large collaborations outputs:** 0

Quality Groups of Outputs (Results of the Phase I.)

Quality	1	2	3	4	5
Outputs	4	10	9	2	0

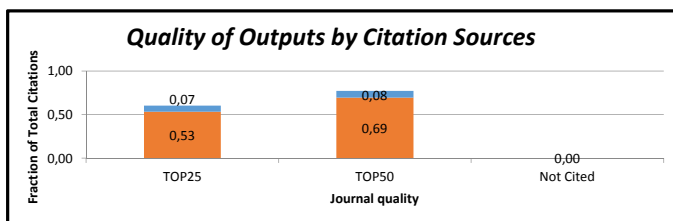
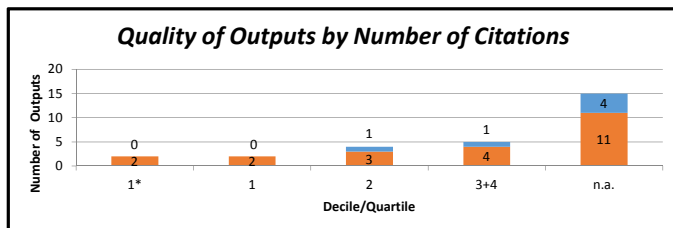
Quality Groups:

- (1): Quality that is **world-leading** in terms of originality, significance and rigour.
- (2): Quality that is **internationally excellent** in terms of originality, significance and rigour but which falls short of the highest standards of excellence.
- (3): Quality that is **recognized internationally** in terms of originality, significance and rigour.
- (4): Quality that is **recognized nationally** in terms of originality, significance and rigour.
- (5): Quality that falls **below the standard** of nationally recognized work. Or work which does not meet the published definition of research for the purposes of this assessment.



Field Structure of Outputs

Field	Outputs
BIOCHEMISTRY & MOLECULAR BIOLOGY	5
MULTIDISCIPLINARY SCIENCES	3
DERMATOLOGY	2
GENETICS & HEREDITY	2
BIOLOGY	2
GASTROENTEROLOGY & HEPATOLOGY	2
ONCOLOGY	1
VETERINARY SCIENCES	1
PLANT SCIENCES	1
DEVELOPMENTAL BIOLOGY	1
CLINICAL NEUROLOGY	1
BIOCHEMICAL RESEARCH METHODS	1
PATHOLOGY	1
CELL BIOLOGY	1
REPRODUCTIVE BIOLOGY	1
HEMATOLOGY	1
BIOPHYSICS	1
MEDICINE, RESEARCH & EXPERIMENTAL	1



Total number of outputs: selected types of outputs published in 2010-2014 and registered in the institutional research information system: journal article, monograph, monograph chapter, proceedings paper, patent, utility model, industrial design, prototype, functional specimen, norms and directives, specialized map, realized certified methodology, software, pilot plant, verified technology, plant breed/variety.

Evaluated outputs: outputs submitted by the team and evaluated in the Phase I (value in the brackets shows number of outputs submitted by the team but not evaluated in the Phase I).

Outputs for bibliometry: publications in 2010-2014 with less than 30 authors registered in the Web of Science; document type: article, review or proceedings paper.

Large collaborations outputs: publications in 2010-2014 with more than 30 authors registered in the Web of Science; document type: article, review or proceedings paper.

Quality Profile: number of evaluated outputs vs quality groups (5 groups); 'world-leading' quality denotes an absolute standard of quality in each field and subfield; 'world leading', 'internationally' and 'nationally' in this context refer to quality standards; they do not refer to the nature or geographical scope of particular subjects, nor to the focus of research nor its place of dissemination; for example, research which is focused on the subject specific to the Czech Republic might be of 'world leading' standard, on the contrary, work with an international focus might not be of 'world leading, internationally excellent or internationally recognized' standard.

Quality of Outputs by Journals Ranking: number of outputs in top decile (1*) and quartiles (1-4) by AIS of journals; n. a. - outputs in journals without AIS; if the output is assigned to more than one field, the mean value of quartile is taken (values from 0,1 to 0,5 rounded down); orange: outputs submitted by the team to the Evaluation, blue: other outputs by the team.

Quality of Outputs by Number of Citations: number of outputs in the top decile (1*) and in quartiles (1, 2, 3+4) of the list of outputs ordered by the number of citations; n. a. - the number of outputs in the field is low and/or the number of citations is not sufficient for relevant judgement; if the output is assigned to more than one field, the mean value of quartile is taken (values from 0,1 to 0,5 rounded down); orange: outputs submitted by the team to the Evaluation, blue: other outputs by the team.

Quality of Outputs by Citation Sources: fraction of citations of all outputs in the top quartile (TOP25) or the top half (TOP50) of list of journals ordered by AIS; fraction of "not cited" outputs is added; orange: outputs submitted by the team to the Evaluation, blue: other outputs by the team.

Field Structure of Outputs: number of outputs of the team in different fields; if the output is assigned to more than one field, the field where the publication performs best (assessed by Quality of Outputs by Journals Ranking) is taken; the table shows up to 30 fields.